

YOUR LOCAL PARTNER:



Window & Door Replacement 101

INFINITY[®]
from MARVIN[®]
REPLACEMENT WINDOWS
Built for life[®]

Here's a brief outline of what this guide covers:

01

Understanding your needs and considerations

PAGE 03

02

Finding your perfect fit

PAGE 06

03

Preparing for installation and beyond

PAGE 09

?

FAQ's

PAGE 15

Window Replacement Glossary

PAGE 16

We handle the details.
So you can focus on the
bigger picture.

Replacing windows and doors can seem like a confusing and time-consuming process. Infinity from Marvin is focused on streamlining your experience from start to finish — all to help you get the perfect windows for your home. Because some decisions should only be made once.

First things first: Do you need replacement windows or doors?



Moisture issues and water damage

If you've seen water between glass panes, leaking, water stains or evidence of wood rot - those can be signs that excess moisture is accumulating where you can't see it. This can lead to damage, including mold, mildew and warping. While some condensation is normal, an excess of moisture often points to a problem.




Energy efficiency and comfort

If you have to wrap up in a blanket just to sit near your windows, it may be time to think about energy efficiency. Newer windows and doors can eliminate invisible drafts and inconsistent temperature swings – **saving you an average of \$101-\$583 a year.***



Not working properly

Older windows have a tendency to refuse to open or have a hard time closing. This is an early sign of problems to come. You may be able to fix the issue with cleaning or repairs, but save yourself the headaches and consider new options. Since broken windows and doors are entry points into your home, you'll want to address them immediately.



* Savings reflects installing ENERGY STAR® certified products compared to non-certified when replacing single pane windows based on the average savings among homes in modeled cities. Actual savings will vary by product type, location, method of installation, individual home characteristics, local climate and conditions, utility rates and other factors. https://www.energystar.gov/products/building_products/residential_windows_doors_and_skylights/benefits

Starting off on the right foot



We understand that window replacement is not something that people look forward to. But we also believe that replacing your windows is an opportunity to enhance your home's character and beauty — inside and out. Here are some essentials to consider:

01

How many windows do you need to replace?

The number of windows or doors you need to replace affects your total project cost. Whether you're replacing one window, updating a room or upgrading your entire home, talk to an Infinity retail partner about financing options for your project — so you can get the look you want, when you want it.

02

What type of window do you want?

Replacing your old window with the exact same window style is an effective solution. But this may be a great opportunity to add a new look to your home — either with a new window style, color or feature.



03

What are the best replacement window options for you?

Replacement windows are available in a variety of materials. When considering your replacement options, choosing higher grade materials like Infinity from Marvin's Ultrex® fiberglass can provide your home with lasting looks and performance.

Getting into the numbers

Depending on the size of your project — as well as the additional features you want — the cost of replacement windows can vary. Here's a brief listing of some factors that may influence your specific price quote:

Condition of your existing window(s):

If your current window is in decent shape, an insert window might be your answer. This option installs directly into your current window frame and minimizes disruptions. If your current windows are showing signs of structural damage, a full frame replacement is advised.

Location:

Your local climate can have an impact on the type of window you need — including the type of glass your home requires. A window expert should explain your quote thoroughly so you know exactly what is included.

Installation:

This price is based on the number of windows being replaced plus any special considerations — such as prepping for a new window opening or extensive finish work if your current windows and trim are in bad shape.

Features & options:

From hardware accents to interior finishes, each window you choose can be personalized to your needs and wants.



See your home in a new light

Every room has possibilities. Infinity offers window styles, colors and features that bring these possibilities to life. Our revolutionary Ultrex® fiberglass material matches durability with performance. Browse our collection and know that each of our window styles are customizable to get the exact look you want.

Hardware Finishes



Exterior Colors



Interior Colors + Finishes



DOUBLE AND SINGLE HUNG

Offers one or two window sashes that move up and down for more ventilation and a timeless style



SLIDER

Smooth rolling operation allows you to easily slide open from side-to-side




CASEMENT

Offers maximum views with a slimmer profile and a frame that swings outwards to invite more of the outdoors in




AWNING

Hinged on top of the frame to swing outward – perfect for a tight spot



SPECIALTY SHAPES AND ROUND TOPS

Create additional decorative touches for your home – or use to complement existing windows



BAY

Built to capture light from three angles and can vary in size from big sunlit areas to a small, cozy reading nook



BOW

Use a gentle curve built to capture light from multiple angles and completely open up a room

Hardware Finishes: (L-R) White, Sierra, Satin Taupe, Satin Nickel, Brushed Chrome, Brass, Antique Brass, Oil Rubbed Bronze, Matte Black

Exterior Colors: (L-R) Stone White, Sierra, Cashmere, Pebble Gray, Bronze, Bahama Brown, Ebony

Interior Colors + Finishes: (L-R) Stone White, Sierra, EverWood®, Bronze, Ebony

Note: Sierra interior is not available with Ebony exterior. Bronze interior is only available with Bronze exterior. Ebony interior is only available with Ebony exterior. Printed color may not be an accurate representation. Ask your local partner for color chips.

Open your home to a bigger view

Inviting the world into your home never looked so good. Infinity doors create striking and seamless transitions, outside and in. With customizable styles, colors and features, our doors offer endless possibilities for your home. Enjoy smooth operation and lasting durability with our Ultrex® fiberglass doors.

Sliding French and Sliding patio doors are available in 2, 3 and 4 panel configurations. Inswing French door is available in 1, 2 and 3 panel configurations.

Hardware Finishes



Exterior Colors

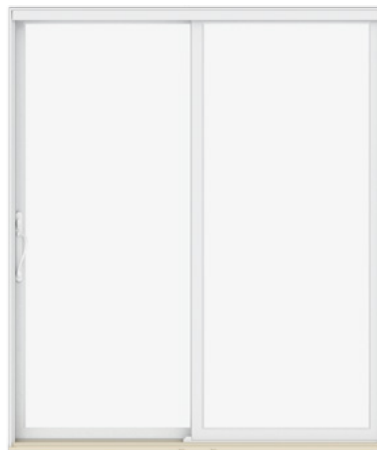


Interior Colors + Finishes



SLIDING FRENCH

Offers the classic look of a French door but with space-saving sliding operation for added convenience



SLIDING PATIO

Features a narrow profile for bigger views and more daylight



INSWING FRENCH

Classic French-style door design that opens inwards for uninterrupted views

Hardware Finishes: (L-R) White, Sierra, Satin Taupe, Satin Nickel, Brushed Chrome, Brass, Antique Brass, Oil Rubbed Bronze, Matte Black

Exterior Colors: (L-R) Stone White, Sierra, Cashmere, Pebble Gray, Bronze, Bahama Brown, Ebony

Interior Colors + Finishes: (L-R) Stone White, Sierra, EverWood®, Bronze, Ebony

Note: Sierra interior is not available with Ebony exterior. Bronze interior is only available with Bronze exterior. Ebony interior is only available with Ebony exterior. Printed color may not be an accurate representation. Ask your local partner for color chips.

02

FINDING YOUR PERFECT FIT

Get an expert opinion

Once you've decided to replace your windows, we recommend consulting with a local window expert who can help you navigate the process. If needed or required, they'll manage any permits and help with the removal and disposal of your old windows.

Here's a short checklist to ensure your needs are covered as well as other considerations you might want to discuss.

01

How many windows or doors are you looking to replace at this time?

02

Why do you want to replace them?
What are the specifics?

03


How quickly are you looking to replace your windows or doors?

04

Are you replacing your windows or doors with an identical style, or do you want to explore some new options?

Bring ideas and inspiration examples to help guide your consultation.

Planning for the big day



Prior to installation

Make a plan to know who will be home when the installation team arrives and how to keep children and pets safe and sound. Plus, do an assessment of your curtains/blinds, furniture, rugs and other items that may need to be moved on installation day.

Day of installation

Do a walk-through with the installation team to point out special considerations of your home – both inside and out – where the crew may be working.



Post-installation

Before the installation team leaves, inspect the area and make sure everything has been cleaned up to your satisfaction. They'll walk you through how to operate your new windows and doors.

Long-term peace of mind

Congratulations! You've found your perfect windows and doors and are on the verge of wrapping up your purchase. But let's pause for a moment and consider two more critical components to your replacement experience: warranty and customer care.



Warranty

Life happens. That's why it's essential to examine the warranty on any replacement project before you complete your purchase.

Infinity from Marvin offers a Limited Lifetime Warranty to give you peace of mind. For full details on our Limited Lifetime Warranty, visit infinitywindows.com/warranty.



Customer service

It's perfectly normal to have questions long after your windows have been installed. When you have questions – whether about UV protection or window cleaning – you should get quick and clear answers. Infinity picks our local independent partners based on their customer-service experience, so you can be sure they'll be there when you need them.



What makes Infinity exceptional?

Infinity offers consultation options — making it easy to start your replacement project.



Virtual

Meet with your local project consultant from the comfort of your couch.



In-home

Your local project consultant will meet with you in your home.



Showroom

Meet with your project consultant in their local showroom.



Infinity streamlines your entire window and door replacement project — from start to finish.



1. Expert consultation

A local independent retail partner will provide a complete consultation to determine your specific needs — including climate considerations and other factors. They will answer all your questions and provide a detailed, custom project quote based on your specifications.



2. A perfect fit

A measure technician will review your order, measure your openings and verify your installation needs. Your windows will then be built to your exact needs and specifications.



3. Seamless installation

Installation professionals will remove and dispose of your old windows, and replace them with your custom Infinity windows.



4. Built for Life®

From our Limited Lifetime Warranty to our partners' unparalleled customer service, we go above and beyond to ensure your windows provide a lifetime of optimal performance.

“We make every step of replacing your windows as simple as possible. And we back it up with innovative materials and timeless design. We’re not focused on being the biggest window replacement company — we’re focused on being the best.”



Dan Marvin
President — Infinity from Marvin

Ready to start your project?

Visit infinitywindows.com to find a local Infinity from Marvin expert who can discuss your options and answer any additional questions you may have.



STILL CURIOUS?

Frequently asked questions



How often should windows be replaced?

Replacing your windows is not a regularly scheduled maintenance event. Instead it's about understanding the condition of each of your windows. That means regularly assessing them for leaks, cracks or other structural issues.

How much do replacement windows cost?

Prices vary widely on replacement windows depending on material, features, options and installation quality. To break your project into affordable payments — or tackle your project in phases as your budget allows — financing options are available. Plus, when selling your home, new windows and doors provide **an average 73% return on investment*** which ranks higher than most interior renovations.

Is there a standard size for all windows and doors?

In short, no. Each home has unique considerations — and one-size-fits-all approaches from big box stores rarely meet your home's needs. Infinity windows and doors are custom made to your home's specifications and are always measured precisely for a true and tight fit.

How do I choose a window replacement partner?

There is no shortage of window replacement professionals in the U.S., but we strongly recommend you look into the credentials of any business you choose. That means asking about their expertise in regards to local climate considerations, building codes specific to your neighborhood and terms of service. We hand-select each of our independent retail partners to provide a seamless window replacement experience — from start to finish. Our retail partners know Infinity products inside and out — so you get expert service throughout the entire experience.

How long does it take to install new windows?

Depending on your specific needs and project, window and door replacement might take anywhere from a few hours to a few days.

* "2017 Cost vs Value Report" Remodeling, <http://remodeling.hw.net/cost-vs-value/2017>

Window Replacement Glossary

Active Panel

The primary operating panel.

Assembly

Two or more units mullied (attached) together to create one larger grouping.

Awning

A top-hinged window that swings out from the bottom with crank-out hardware.

Bay

A series of windows installed in an angled “bay” formation with a head and seat board. Typically, two smaller operating units flank a larger fixed center window.

Bow

A series of adjoining window units that are configured in a gradual arc.

Casement

A side-hinged window that swings out from the left or right with crank-out hardware.

Check Rail

The horizontal portion of a double hung window where the top and bottom sash meet. Simulated check rails use divided lite bars to simulate the look of a double hung window in a casement or slider.

Condensation

Moisture that forms on a surface. This could be a result of a difference in temperature between the surface and the air, or high humidity in the home.

Daylight Opening (DLO)

The area of the window or door where light passes through; the width and the height of the visible glass.

Direct Glaze (Polygon)

Stationary or fixed window with no sash for maximum daylight opening. Glass is glazed directly into the frame.

Divided Lite / Simulated Divided Lite (SDL)

Decorative bars permanently adhered to glass (Simulated Divided Lites) or between two panes of glass (Grilles Between Glass) to add architectural interest on a window or door.

Double Hung

Double hung windows have two movable sash (top and bottom) which are hung in the window frame and slide/operate vertically.

Frame

The stationary portion of a window that surrounds either the glass (direct glaze) or the sash (operating or stationary). There are three components to the frame: the header across the top, the jambs down each side and the sill across the bottom.

French Door

A style of door that has wider stiles and rails for a more traditional look on either sliding or swinging doors.

Glazing

Installing glass into windows and doors.

Slider

Horizontal operating units which have one sash fixed while the other glides open left or right.

GBG's (Grilles Between the Glass)

Dividers placed between the panes of insulated glass to simulated authentic divided lites. GBGs allow for easier window cleaning with no bars on the exterior or interior surface of the glass.

Hardware

The locks, crank handles and hinges on windows and doors used to operate and secure them.

Head Jamb

The horizontal piece forming the top of the frame on a window or door.

Inactive Panel

Fixed or non-operating portion of the door that holds the glass and is separate from the frame.

Inswing French Door

A French-style patio door with panels that swing open to the interior of the home.

Mull/Mulling

The actual components used to attach two or more windows and/or door units together to form an assembly. The process of attaching two or more window or door units together.

Muntins

Bars that form the decorative grille pattern on a window or door.

Operator

A moving sash, panel or unit.

Panel

Stationary or operating portion of the door that holds the glass and is separate from the frame.

Picture Window

A fixed/stationary window to align with the profiles of operating windows. Sash is non-operable and attached directly to the frame. Often available in significantly larger sizes than accompanying operating windows.

Rails

The horizontal part of a sash, door panel or screen.

Rough Opening

The opening in the wall where a window or door unit is to be installed. Openings are larger than the size of the unit to allow room for insulation.

Round Top

An arched window that is directly glazed to the frame. Add visual interest to a room and natural light.

Sash

The operating and/or stationary portion of the window that holds the glass and is separate from the frame.

Screens

A close-mesh woven material of metal or fiberglass attached to an aluminum or wood surround. Screens inhibit entry of insects, yet allow for light, air and unobstructed views.

Side Jamb

The left and right vertical pieces forming the frame on a window or door.

Sill

The lower, horizontal piece of a window or exterior door frame that supports the frame.

Single Hung

A window very similar to a double hung, but only the bottom sash moves up and down.

Sliding French Door

A French-style patio door available in two, three or four-panel configurations. Left, right and/or center panels operate when grouped in three. When grouped in four, two center panels slide out to the side to reveal a wide walk-through center opening.

Sliding Patio Door

A sliding door featuring a narrow profile for a more contemporary styling and increased daylight opening. Available in configurations similar to the Sliding French Door.

Stationary

A non-operating sash, panel or unit.

Stiles

The upright or vertical members of the framework of a sash, door, screen or other panel assembly.

Ultrex®

A pultruded composite material made of resin and glass fibers with an integrated proprietary finish.

Unit

One single window or door.

Weather-stripping

A strip of resilient material designed to seal the window or door frame in order to reduce air and water infiltration.



Find even more window replacement insights and ideas
on the [Infinity YouTube channel](#)

Infinity + Gravina's Window Center of Littleton

Infinity from Marvin hand-selected us as their independent retail partner based on our expertise and passion for serving our community.

Call [303-794-0490](tel:303-794-0490) today for a free in-home consultation or email us at info@gravinawindow.com

windowsforyourhome.com



Visit us at infinitywindows.com for additional product information.

©2020 Marvin Lumber and Cedar Co., LLC. All rights reserved.

®Registered trademark of Marvin Lumber and Cedar Co., LLC. June 2020.

INFINITY[®]
from **MARVIN**[®]
REPLACEMENT WINDOWS
Built for life[®]